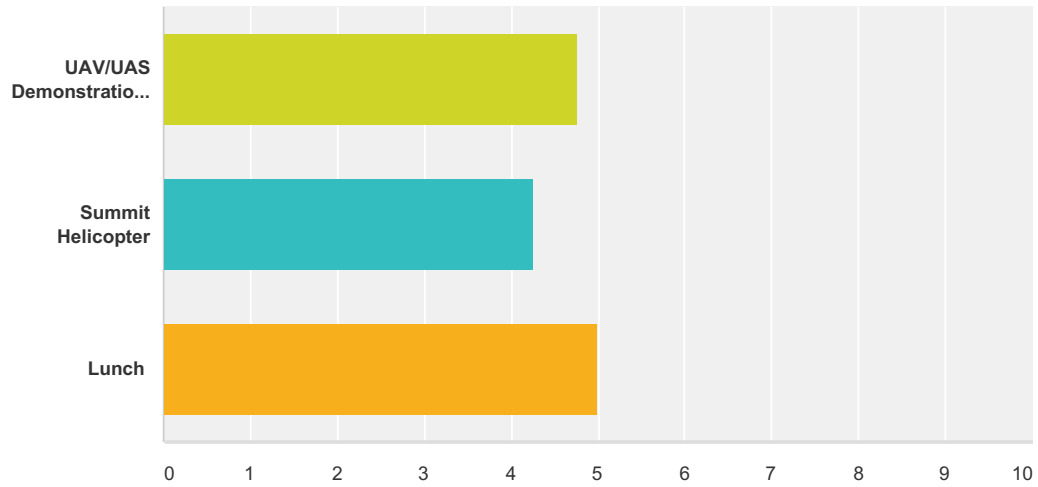


Q1 Field Trip - Wednesday September 7

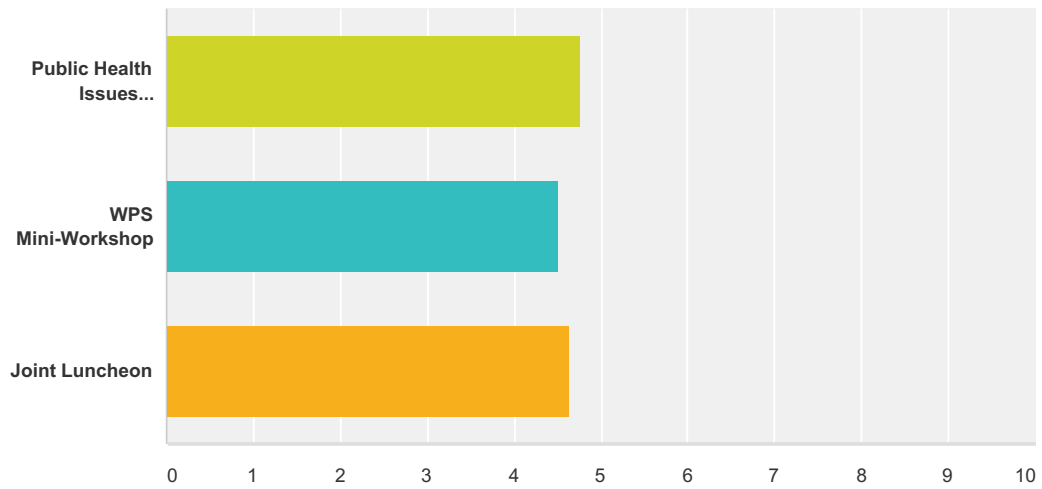
Answered: 9 Skipped: 0



	Excellent	Good	Average	Fair	Poor	Did not attend.	Total	Weighted Average
UAV/UAS Demonstration at Kentland Plantation	33.33% 3	11.11% 1	0.00% 0	0.00% 0	0.00% 0	55.56% 5	9	4.75
Summit Helicopter	22.22% 2	11.11% 1	11.11% 1	0.00% 0	0.00% 0	55.56% 5	9	4.25
Lunch	44.44% 4	0.00% 0	0.00% 0	0.00% 0	0.00% 0	55.56% 5	9	5.00

Q2 AAPSE/VPSEW Combined Workshop - Thursday morning

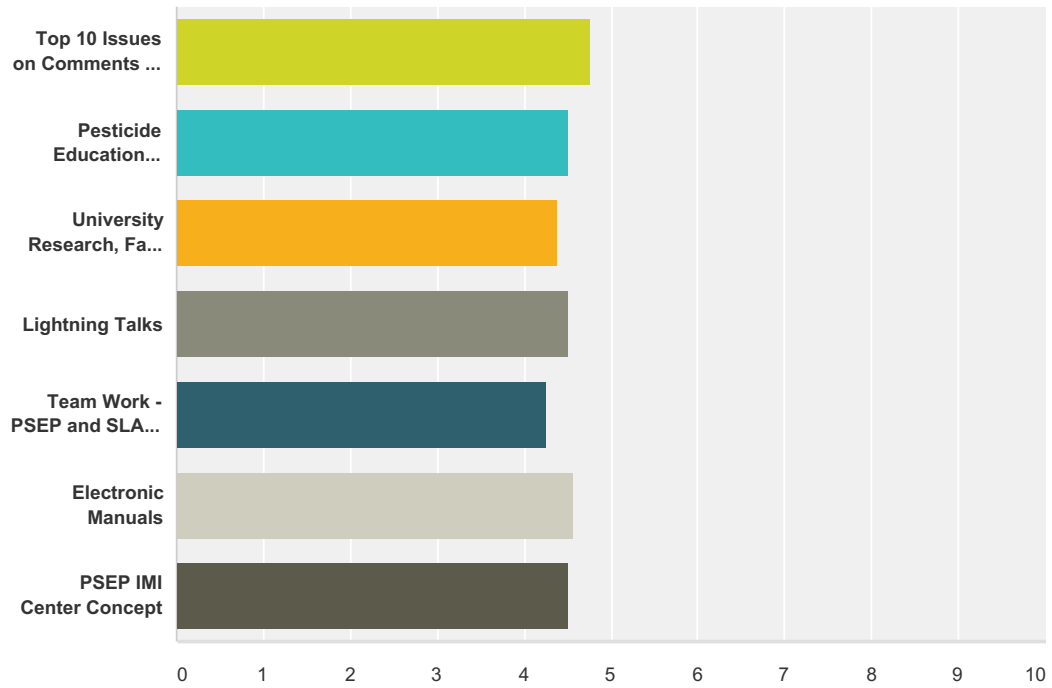
Answered: 8 Skipped: 1



	Excellent	Good	Average	Fair	Poor	Did not attend.	Total	Weighted Average
Public Health Issues Mini-Workshop	75.00% 6	25.00% 2	0.00% 0	0.00% 0	0.00% 0	0.00% 0	8	4.75
WPS Mini-Workshop	50.00% 4	50.00% 4	0.00% 0	0.00% 0	0.00% 0	0.00% 0	8	4.50
Joint Luncheon	62.50% 5	37.50% 3	0.00% 0	0.00% 0	0.00% 0	0.00% 0	8	4.63

Q3 AAPSE Workshop - Thursday afternoon

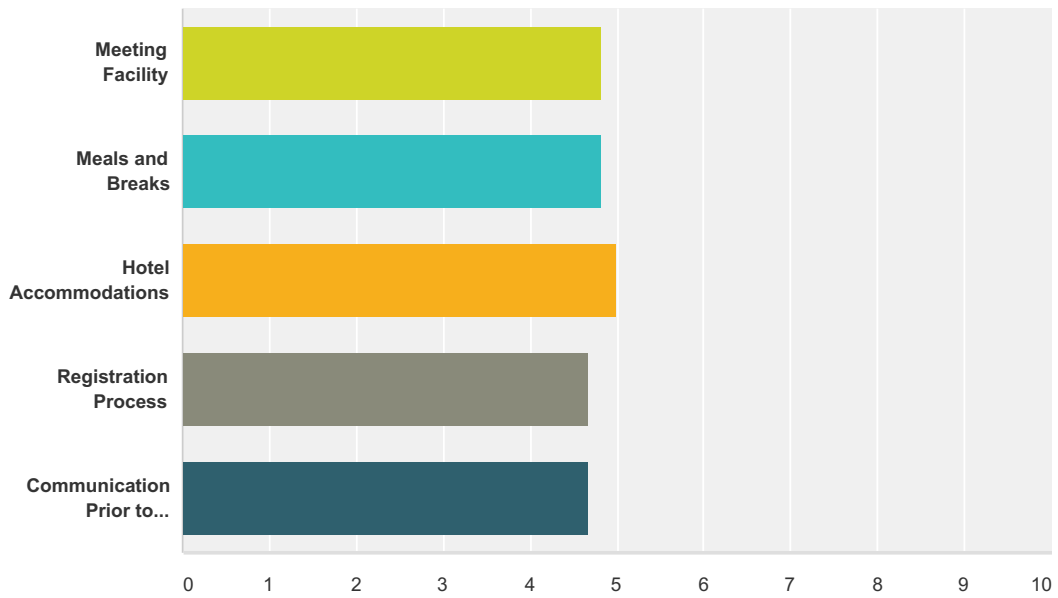
Answered: 8 Skipped: 1



	Excellent	Good	Average	Fair	Poor	Did not attend.	Total	Weighted Average
Top 10 Issues on Comments on the Proposed Certification Rule	75.00% 6	25.00% 2	0.00% 0	0.00% 0	0.00% 0	0.00% 0	8	4.75
Pesticide Education Resources Collaborative	50.00% 4	50.00% 4	0.00% 0	0.00% 0	0.00% 0	0.00% 0	8	4.50
University Research, Farm Facilities, and Compliance - WPS	37.50% 3	62.50% 5	0.00% 0	0.00% 0	0.00% 0	0.00% 0	8	4.38
Lightning Talks	50.00% 4	50.00% 4	0.00% 0	0.00% 0	0.00% 0	0.00% 0	8	4.50
Team Work - PSEP and SLAs working together	37.50% 3	50.00% 4	12.50% 1	0.00% 0	0.00% 0	0.00% 0	8	4.25
Electronic Manuals	57.14% 4	42.86% 3	0.00% 0	0.00% 0	0.00% 0	0.00% 0	7	4.57
PSEP IMI Center Concept	42.86% 3	42.86% 3	0.00% 0	0.00% 0	0.00% 0	14.29% 1	7	4.50

Q4 Please take a minute to rate the workshop logistics.

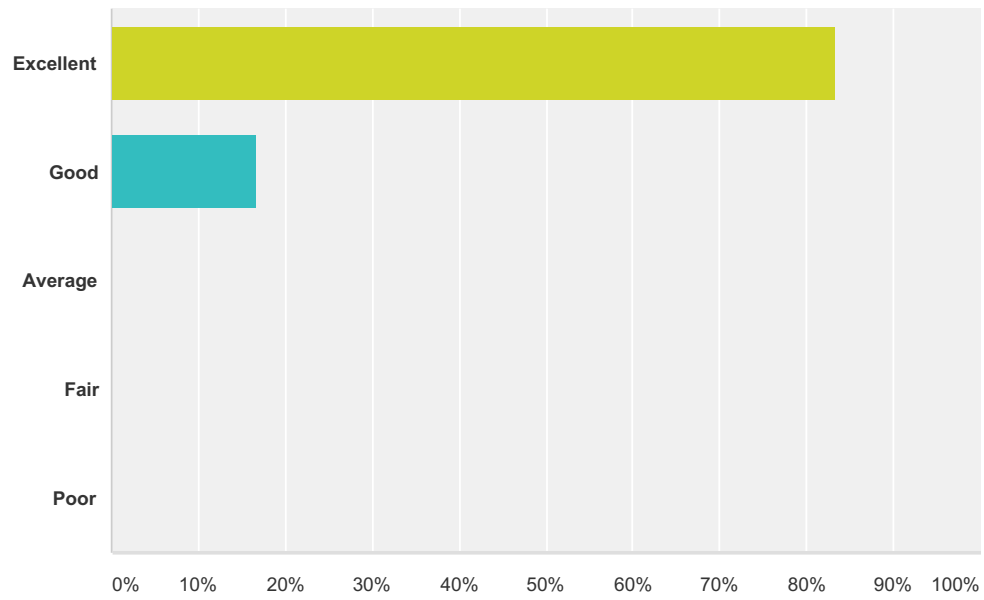
Answered: 6 Skipped: 3



	Excellent	Good	Average	Fair	Poor	Total	Weighted Average
Meeting Facility	83.33% 5	16.67% 1	0.00% 0	0.00% 0	0.00% 0	6	4.83
Meals and Breaks	83.33% 5	16.67% 1	0.00% 0	0.00% 0	0.00% 0	6	4.83
Hotel Accommodations	100.00% 6	0.00% 0	0.00% 0	0.00% 0	0.00% 0	6	5.00
Registration Process	66.67% 4	33.33% 2	0.00% 0	0.00% 0	0.00% 0	6	4.67
Communication Prior to Workshop	66.67% 4	33.33% 2	0.00% 0	0.00% 0	0.00% 0	6	4.67

Q5 What is your overall rating of the AAPSE National Workshop?

Answered: 6 Skipped: 3



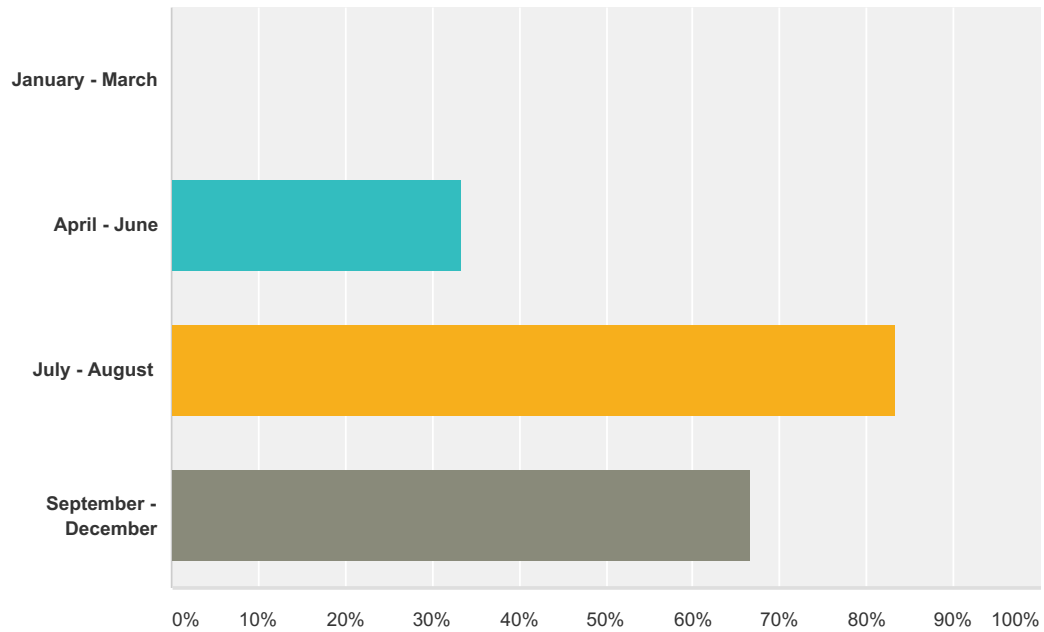
Answer Choices	Responses
Excellent	83.33% 5
Good	16.67% 1
Average	0.00% 0
Fair	0.00% 0
Poor	0.00% 0
Total	6

Q6 Please provide any comments or suggestions that will help make the next AAPSE National Workshop even better.

Answered: 5 Skipped: 4

Q7 What time of year do you prefer to attend the next AAPSE National Workshop? (You may choose more than one time of year.)

Answered: 6 Skipped: 3



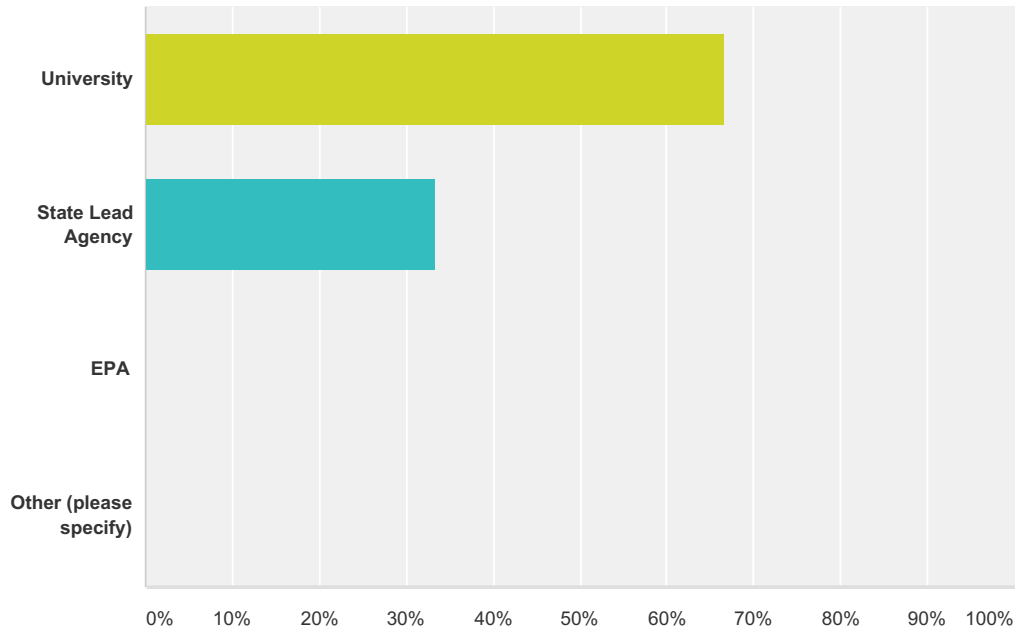
Answer Choices	Responses
January - March	0.00% 0
April - June	33.33% 2
July - August	83.33% 5
September - December	66.67% 4
Total Respondents: 6	

Q8 Name (Optional):

Answered: 1 Skipped: 8

Q9 Employer

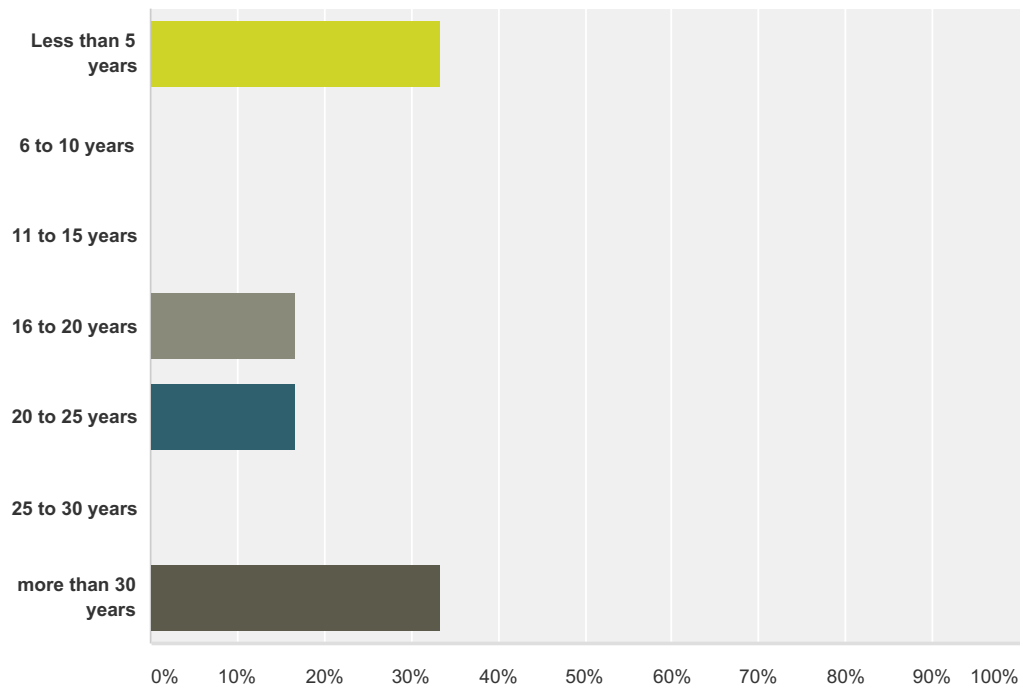
Answered: 6 Skipped: 3



Answer Choices	Responses
University	66.67% 4
State Lead Agency	33.33% 2
EPA	0.00% 0
Other (please specify)	0.00% 0
Total	6

Q10 How many years have you been working in pesticide safety education?

Answered: 6 Skipped: 3



Answer Choices	Responses	
Less than 5 years	33.33%	2
6 to 10 years	0.00%	0
11 to 15 years	0.00%	0
16 to 20 years	16.67%	1
20 to 25 years	16.67%	1
25 to 30 years	0.00%	0
more than 30 years	33.33%	2
Total		6